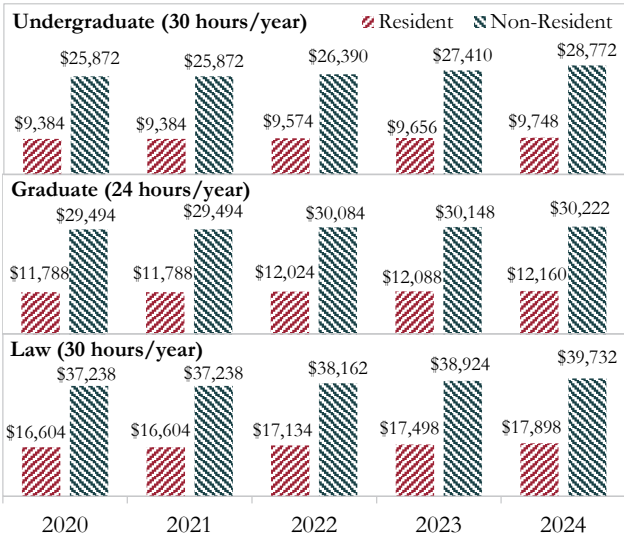


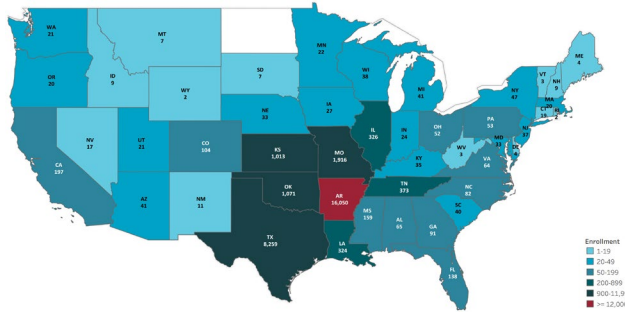
Tuition And Fees



Instructional Faculty (Fall 2023)

	Male	Female	Total
Total	843	731	1,574
Full-Time	725	605	1,330
Part-Time	118	126	244
Ethnicity			
Non-Resident Alien	42	33	75
Hispanic or Latino	27	42	69
American Indian or Alaska Native	3	5	8
Asian	91	52	143
Black or African American	25	28	53
Hawaiian	0	0	0
White	583	521	1,104
Two or More Races	9	16	25
Unknown	63	34	97
Academic Rank			
Distinguished Professor	28	7	35
University Professor	19	4	23
Professor	197	74	271
Associate Professor	196	142	338
Assistant Professor	178	214	392
Instructor	136	184	320
Lecturer	89	106	195
Tenure Status			
Tenured	401	186	587
On Tenure Track	128	117	245
Not Tenure Track	314	428	742
College			
Agricultural Food and Life Sciences	96	66	162
Architecture	22	18	40
Arts and Sciences	368	341	709
Business	152	85	237
Education and Health Professions	63	163	226
Engineering	118	31	149
Law	22	26	48

Enrollment By Legal Residence State



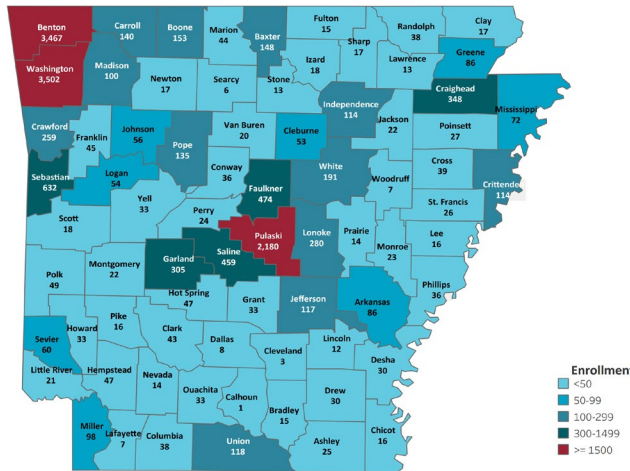
Notes:

Enrollment not shown on map: Alaska - 4; District of Columbia - 3; Hawaii - 12; International - 1,177; Military Posting - 9; US Territory - 1

For higher resolution maps see:

<https://osai.uark.edu/datasets/student/enroll-reports/index.php>

Enrollment By Arkansas County



Notes:

1. Fall Enrollment is based on the county of student's legal residence at the time of admission to the institution.
2. The first line of the label represents the name of the county and the second line represents Fall enrollment from that county.

Information compiled by:
Office of Strategic Analytics & Insights
1125 W. Maple St. Fayetteville, AR 72701
Phone: (479) 575-5252; Fax: (479) 575-6766
<https://osai.uark.edu>



UNIVERSITY OF
ARKANSAS

2023 - 2024

Mini Fact Book

https://osai.uark.edu/quickfacts/factbook_2023-2024.pdf

Carnegie Classification

**Doctoral University:
Highest Research**

Fall 2023 Enrollment

32,140

(⬆ by 3.89%, since Fall 2022)
➔ 27,472 Undergraduate
➔ 4,272 Graduate

Quick Facts

- Founded in 1871
- Students, female/male: 55.5% / 44.5%
- Average freshman high school GPA: 3.79
- Average ACT: 24.1
- Instructional faculty: 1,574
 - Full-time: 1,330
 - Part-time: 244
- Student-to-faculty ratio: 19 to 1
- Research expenditures (fiscal year 2022): \$186,954,141
- Annual University scholarship and fellowship expenditures (fiscal year 2022): \$48,769,413
- Academic programs: 271 degrees and certificates, with 103 major fields of undergraduate study, 95 master's degree programs, 36 doctoral programs, 2 specialist degrees, and 35 certificates.

Pride Points

Prestigious, nationally competitive awards (2021-22): ***Updated info coming soon**

- 1 Rhodes Scholarship (and 1 finalist)
- 1 Critical Language Scholarships
- 1 Udall Undergraduate Scholarship (and 1 honorable mention)
- 1 Congress-Bundestag Youth Exchange (CBYX) Scholarship
- 1 GEM Fellowship
- 1 Knight-Hennessy Scholarship
- 5 Fulbright U.S. Student Program English Teaching Assistantships (and 5 alternates)
- 6 National Science Foundation Graduate Research Fellowships (and 4 honorable mentions)
- 2 Goldwater Scholarships
- 15 Benjamin A. Gilman International Scholarships (and 1 Gilman-McCain Scholarship)

US News & World Report ranked

Fayetteville the 10th best place to live in the country. To make the list, a place had to have good value, be a desirable place to live, have a strong job market, and a high quality of life.

With a total of 25 Truman Scholars, University of Arkansas ranks in the top 10 public institutions nationwide, and 1st in the SEC. With a total of 59 Goldwater Scholars, University of Arkansas ranks in the top 25 public institutions nationwide.

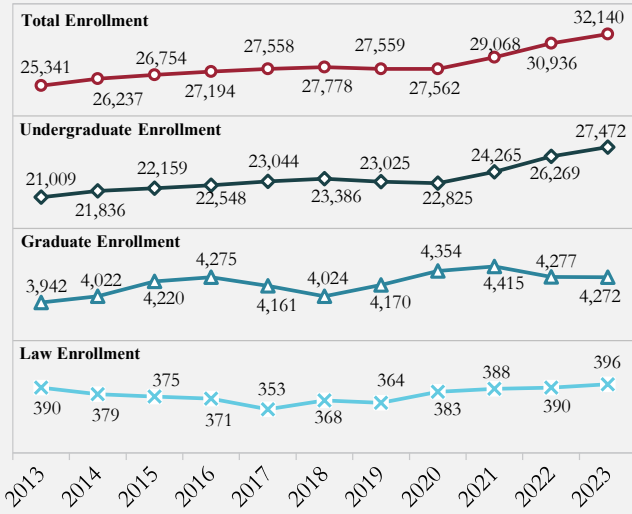
Enrollment (Fall 2023)

	Undergraduate	Law	Graduate	Total
Total	27,472	396	4,272	32,140
Gender				
Male	12,114	177	1,996	14,287
Female	15,358	219	2,276	17,853
Ethnicity				
Non-Resident Alien	356	2	819	1,177
Hispanic or Latino	3,015	43	266	3,324
American Indian or Alaska Native	226	4	36	266
Asian	786	6	109	901
Black or African American	1,086	23	221	1,330
Hawaiian	43	0	2	45
White	20,463	287	2,350	23,100
Two or More Races	1,268	25	126	1,419
Unknown	229	6	343	578
Current Legal Residence				
Arkansas Resident	13,593	339	2,118	16,050
Non-Arkansas Resident (U.S.)	13,523	55	1,335	14,913
Foreign	356	2	819	1,177
College				
Agricultural Food and Life Sciences	2,158	0	309	2,467
Architecture	947	0	5	952
Arts and Sciences	7,773	0	866	8,639
Business	8,267	0	585	8,852
Education and Health Professions	4,954	0	1,245	6,199
Engineering	3,373	0	1,005	4,378
Independent Study	0	0	0	0
Interdisciplinary	0	0	257	257
Law	0	396	0	396
Student Level				
Freshman	7,511	0	0	7,511
Sophomore	6,961	0	0	6,961
Junior	6,223	0	0	6,223
Senior	6,774	0	0	6,774
Master	0	0	2,556	2,556
Doctorate	0	0	1,395	1,395
Professional Year 1	0	136	0	136
Professional Year 2	0	113	0	113
Professional Year 3	0	125	0	125
Master of Law	0	22	0	22
Master's Certificate	0	0	16	16
Graduate Non-Degree	0	0	189	189
Graduate Specialist	0	0	22	22
Undergraduate Certificate	3	0	0	3
Graduate Certificate	0	0	94	94

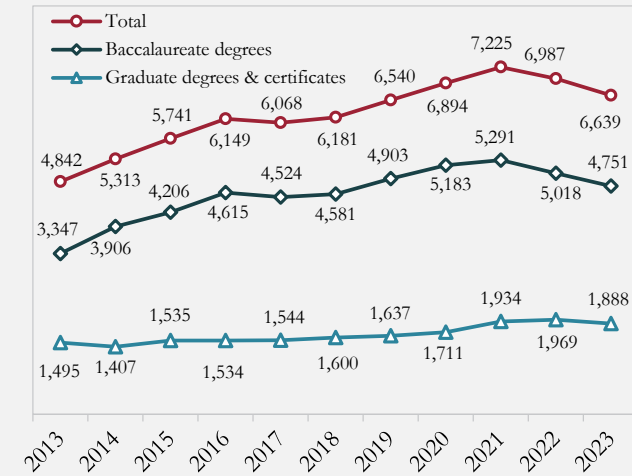
Degrees Awarded, 2022-2023

	Male	Female	Total
Total	2,960	3,679	6,639
Level			
Baccalaureate	2,020	2,731	4,751
Master's	570	633	1,203
Specialist	0	1	1
Doctoral - research/scholarship	118	93	211
Doctoral - first professional	62	87	149
Certificate of Proficiency	1	3	4
Graduate certificate	187	117	304
Post-master certificate	2	14	16

Enrollment Trends



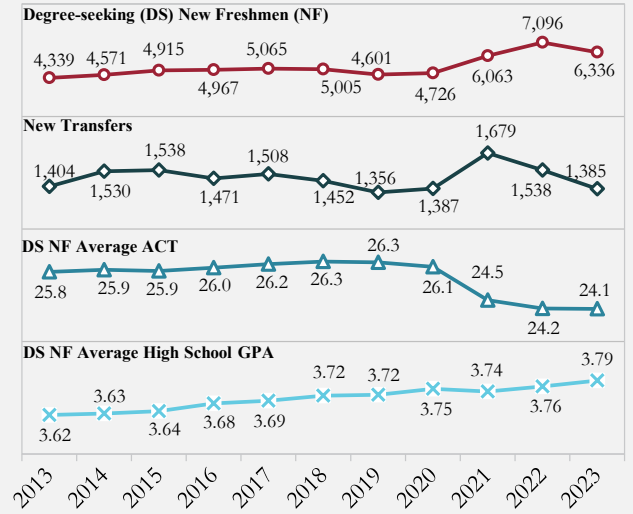
Credentials Awarded Trends



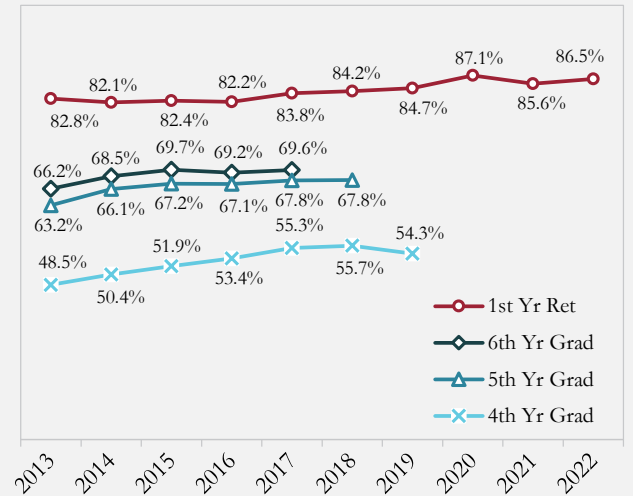
Degrees Awarded, 2022-2023 (contd...)

	Male	Female	Total
Ethnicity			
Non-Resident Alien	200	165	365
Hispanic or Latino	259	351	610
American Indian or Alaska Native	23	30	53
Asian	84	110	194
Black or African American	122	144	266
Hawaiian	2	1	3
White	2,091	2,662	4,753
Two or More Races	103	153	256
Unknown	76	63	139

New Student Trends



Retention And Graduation



Degrees Awarded, 2022-2023 (contd...)

	Male	Female	Total
College			
Agricultural, Food and Life Sciences	160	340	500
Architecture	54	92	146
Arts and Sciences	589	1,140	1,729
Business	993	713	1,706
Education and Health Professions	269	1,034	1,303
Engineering	791	259	1,050
Interdisciplinary	33	33	66
Law	71	68	139